

Phil Technologies (P) Limited

Radium Box

**Step by Step Access FM220 L1 Driver Installation
(Complete Guide | Android)**



****For easy RD installation & accessible for common people.**

+91 84343 84343 | mail@radiumbox.com
radiumbox.com

How To Download Access FM220 L1 Driver Installation?

What is Access FM220 L1 ?

One of the most secure and popular options for Aadhaar-based fingerprint authentication is the Access FM220U L1 device. It is certified by UIDAI and STQC as appropriate for Aadhaar Authentication. Known for low image distortion, this scanner scans and matches at very fast speeds and supports variable security settings according to different application needs. The Startek FM220U payment device is an L1 fingerprint sensor that provides shapeless image quality with a small model size, making this device very suitable for real-world applications.

Radium Box, Your Trusted Source for Aadhaar-based Solutions, provides the key services and device drivers against this scanner, ensuring smooth verification across different server platforms. When it comes to AADHAAR Authentication, Installation Support for FM220 U L1 device: Radium Box- Startek FM220 scanner You are at the right place to download the latest driver for the startek fm220 L1 driver.

Requisites for Mantra Drivers :

Platform Supports

- Windows 8 (64 bit & 32 bit)
- Windows 10 (64 bit & 32 bit)
- Windows 11 (64 bit & 32 bit)

Prerequisites

- Startek FM220 U L1

Ensure All Prerequisites are Installed Before Running the Application

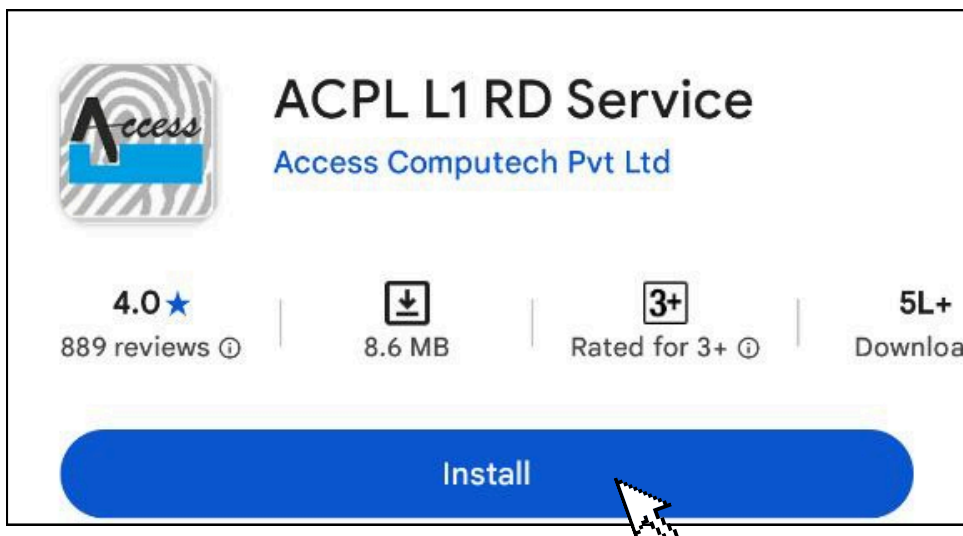
RD service renewal is compulsory before following the below steps , so kindly apply by using below link:

<https://www.radiumbox.com/rd-service/online-register-biometric-device>

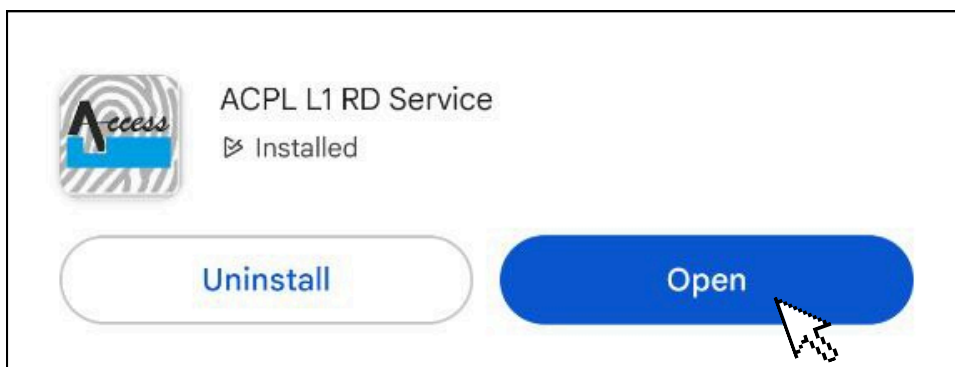
Steps for Downloading Access FM220 L1 for Androids:

Step 1: RD Service setup for Access FM220 L1 is available on Play store. Download Access FM220 L1 Driver by visiting the following link:

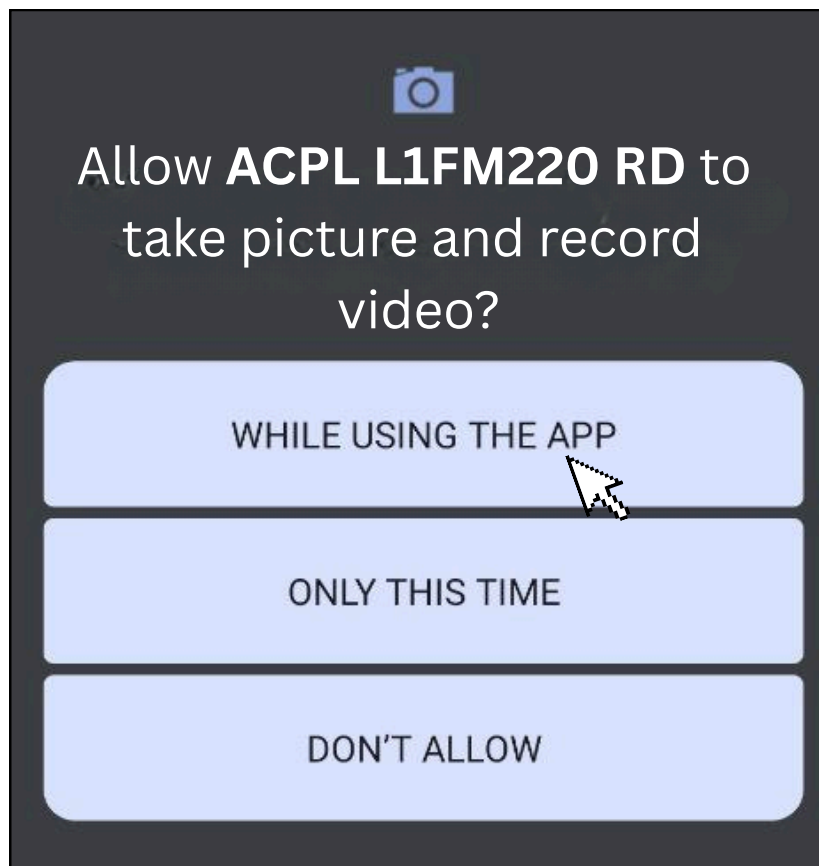
https://play.google.com/store/apps/details?id=com.acpl.registersdk_l1



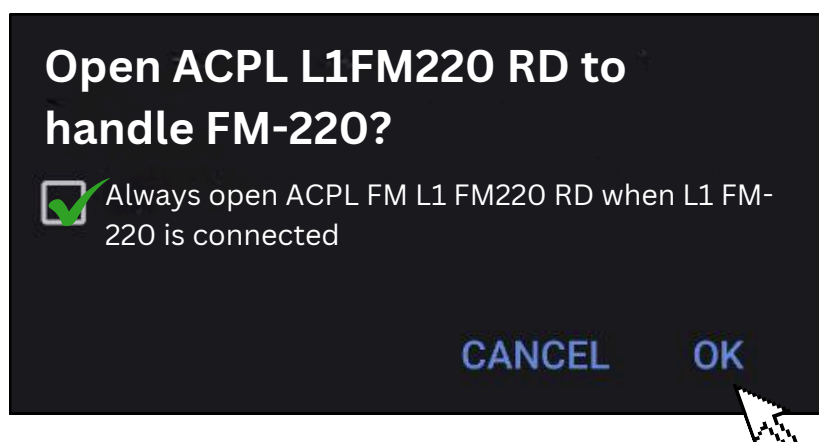
Step 2: You need to install the app first.



Step 3: You need Allow ACPL L1FM220 RD to take picture and record video?



Step 4: You need Always open ACPL FM L1 FM220 RD when L1 FM-220 is connected



Step 4: Your device ready to use.



For any technical assistance/enquiry please Contact us -

📞 | 📞 +91 84343 84343
✉️ mail@radiumbox.com

FOR BEST PRICE:



Note: If still issues after processing the above steps, kindly share error screenshot on our whatsapp with order number and device serial number for arranging remote technical support.